

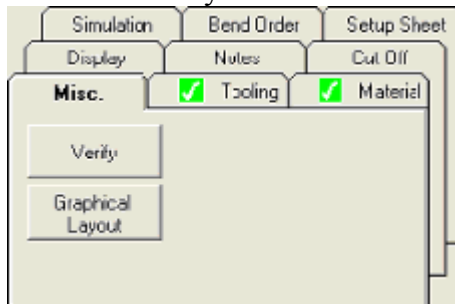
Verify under the Misc. tab.

Verify under the Misc. tab.

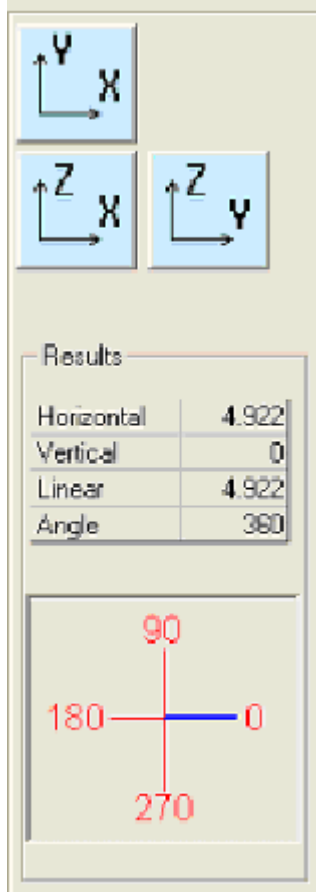
Available in Bend-Tech SE, PRO. Also available in EZ & EZ-3D release 3.08.xx and greater.

The Verify window is designed as a quick way to do some rough verifying. It allows the user to view the part from 3 different sides and to collect information about the horizontal, vertical, linear and angles.

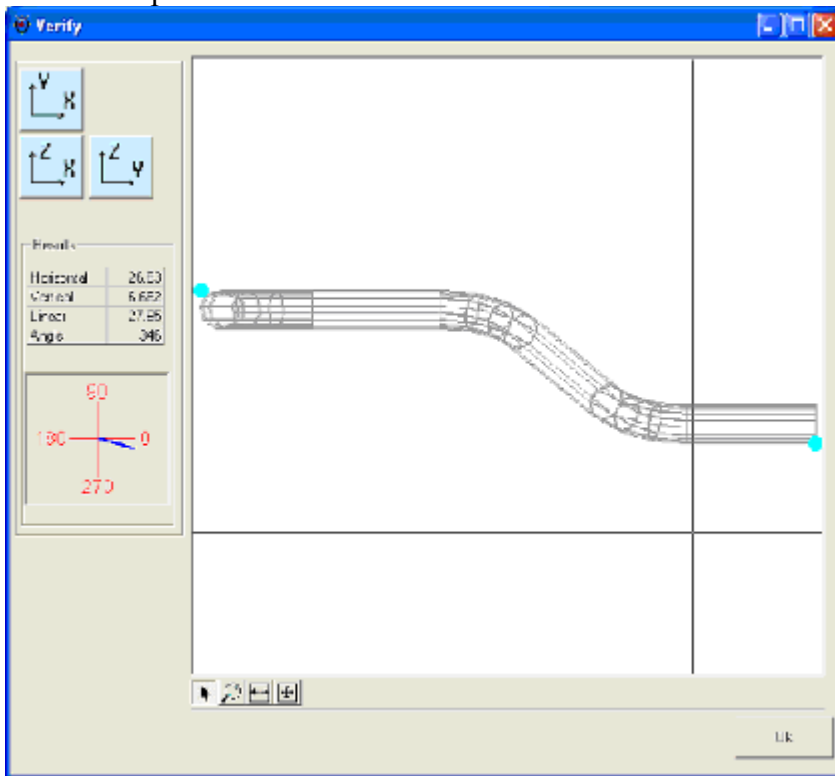
Select the Verify button from the Misc. tab.



Use the XY, XZ or YZ command buttons to select the view to examine the part.



With the cursor select 2 points on the screen. A third pick of the screen will use the previous pick and the current pick for the results data.



The Results area shows the Horizontal, Vertical, Linear and Angle of the 2 pick points.

The Verify window is a great place to check to see if bends or ends are lined up properly or to look for an improper skew in the part.